

Jungle Juice 3-Part Grow-Micro-Bloom FEEDING CHART

You Can Use Jungle Juice 2 Ways:



Jungle Juice is not a pH Perfect base nutrient. However, it is 100% compatible with all Advanced Nutrients supplements including our pH Perfect line.

Apply as directed on the Jungle Juice label.

JUNGLE JUICE	GROW	MICRO	BLOOM
DIRECTIONS	mL/100L	mL/100L	mL/100L
Cuttings & Seedlings	33	33	33
General Purpose-Mild	132	132	132
Vegetative Stage	396	264	132
Transition to Bloom	264	264	264
Blooming & Ripening	132	264	396

LUCAS FORMULA	MICRO	BLOOM
DIRECTIONS	mL/Gallon water	mL/Gallon water
Soil or Hydro	8	16




Add 8 mL of Jungle Juice Micro to 1 gallon of water, Mix.
Add 16 mL of Jungle Juice Bloom to 1 gallon of water, Mix. Done.

OR

Our top-notch research team recommends this particular way of using Jungle Juice Grow-Micro-Bloom in your specialized grow room to unlock your plant's potential and give you the biggest bang for your buck!

By using Jungle Juice Grow-Micro-Bloom in equal parts through entire blooming cycle, you can ensure the necessary nutrient ratios for optimum growth without leaving anything to chance.



Grow-Micro-Bloom		2ml/L	2ml/L	2ml/L	2ml/L	2ml/L	2ml/L	
WEEKS		1	2	3	4	5	6	7
Voodoo Juice		2mL/L	2mL/L					
Big Bud (Liquid)			2mL/L	2mL/L	2mL/L			
B-52				2mL/L	2mL/L	2mL/L	2mL/L	
Overdrive						2mL/L	2mL/L	